



NATURE PLAY



PARKOUR



EQUIPMENT




ARTIST COMMISSIONED SCULPTURAL SEATING



MULTIPURPOSE SPACE



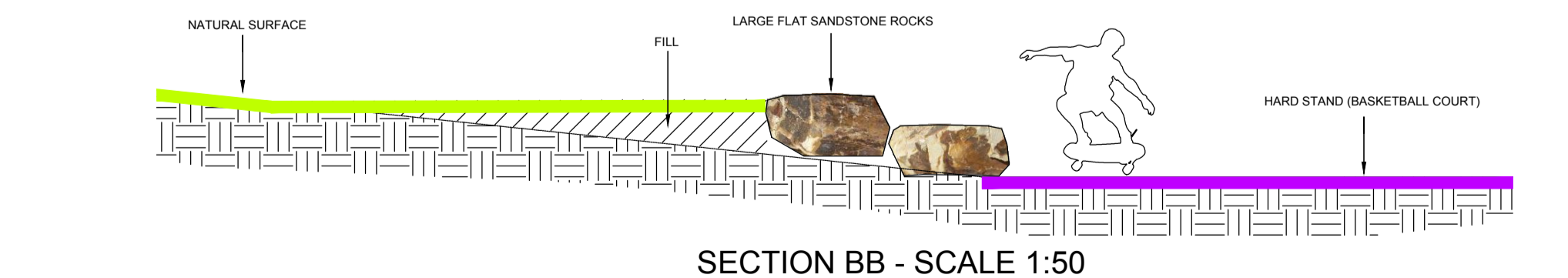
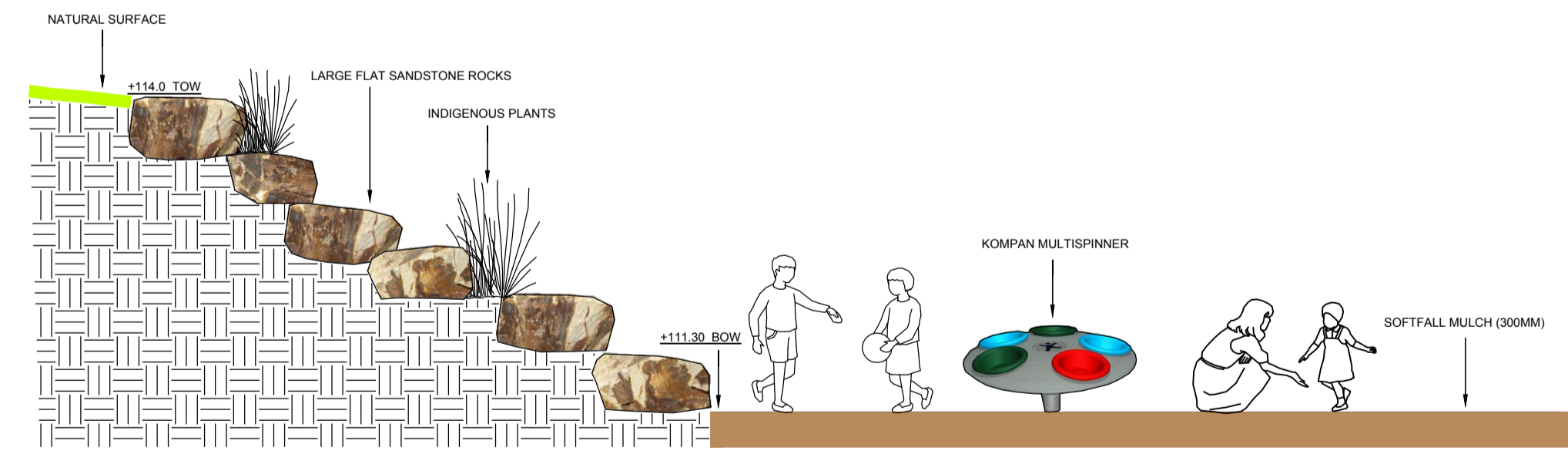
STONE AMPHITHEATRE



SHELTER - BBQ



SHADE TREE SELECTION



- LEGEND**
- EXOTIC SHADE TREE
 - EXISTING TREE TO BE REMOVED
 - EXISTING TREE TO BE RETAINED
 - CULTIVATED LAWN AREA (300MM IMPORTED TOPSOIL)
 - CULTIVATED LAWN AREA (100MM IMPORTED TOPSOIL)
 - PROPOSED COLOURED CONCRETE PATH - 2M WIDE
 - EXISTING CONCRETE PATHS - 1.2 - 1.5M WIDE
 - LARGE FLAT SANDSTONE ROCKS
 - EUCI MULCH SOFTFALL 300MM DEPTH
 - 800mm HIGH BLACK CHAIN MESH FENCE ABOVE COR TEN PANELS
 - 1200mm HIGH COR TEN PANELS
 - FLAT TOP ROAD HUMPS (PEDESTRIAN CROSSING)

**COMMUNITY FACILITIES UPGRADE - DRAFT CONCEPT PLAN
CIVIC DR GREENSBOROUGH**

NILLUMBIK COUNCIL
CIVIC DRIVE MASTER PLAN – ON SITE CONSULTATION
WED 29 and SAT APRIL 1, 2017

General sentiments

- Family oriented space – including seats, BBQs, young and older children’s play, creatively designed landscapes. Need to ensure access to toilets is workable.
- Need features that bring lots of people to the site – Activate – Open up the site
- Shaded but not enclosed with vegetation
- Needs to be a drawcard on the site to increase use
- Traffic / roads
 - Busy roads present a barrier to the site
 - Landscape and fencing barriers need to be considered
- Terms used to describe the site:
 - Abandoned / Space hardly used / Nothing to do / Wasted space / Barren
 - Unexciting / Unwelcoming / Not somewhere you want to go
 - Doesn’t invite you to do anything here
 - Inaccessible - Access for people using wheel chairs/ mobility aids or with prams is poor (gradient / lack of footpaths)

Pavilion / pavilion area / shelters

- The pavilion does not have to stay as long as there is provision for:
 - 3 phase power
 - Flat surface that can be set up for school events including carols
- Pavilion obstructs the visual connection through to the park from the stadium
- Building is dated and prevents the site being more widely used
- Currently the park is cut off from the front area of the reserve because of the pavilion
- Support pavilion being replaced with a multi-purpose space that can be used for:
 - bounce ball activities
 - trike riding
 - food trucks
 - community events e.g. carols, ‘blowup screen cinema’, markets / festivals
- Leisure Centre would use multi-purpose space (and outdoor gym equipment) for programs also e.g. teen gym classes
- Would be good to have social amenities in this area for events etc.
- Need toilets close by for families
- Shelters
 - need to be substantial enough to provide reasonable shelter from sun and inclement weather / wind
- Note that port-a-loos are brought onsite for community events (6 for school carol events). Toilets in the pavilion not used by the public at these events

Vegetation / Trees / Landscaping

- Don't close the site in with too many trees / low level shrubs.
- Introduce exotic trees for their colour and seasonal change.
- Improve the landscaping – consider terracing a small area as feature and seating for events (definitely should not cover all of the area)
- Green grass, rolling mounds. Use the terrain
- Block out the buildings over the road, and the road with more trees / plantings

Creative Feature / Public Art / Heritage

- Artistic features that are practical / functional e.g. quirky seats, artist design seats that are also comfortable; playable art features; artistic features in play spaces
- Need more creative design ideas for things like shelters

Play – verbal and written feedback

- For younger children
 - Secret garden
 - Sand pit / sand play
 - Textural / sensory features
 - Role play environments / features e.g. cubby, shop, tee pee
 - Incorporate high and long slide/s into the gradient elements
 - Mix of natural colour / style play elements and colorful
 - Basket swing
 - Consider a theme that is relevant to the area e.g. Not a boat theme. Consider 'Apollo / rocket theme which links to the name of the estate
- Older children
 - Need play / activity features for them in a place that is separate but not too removed.
 - Zip line / flying fox
 - Challenge elements - Huge climbing frame
 - Exercise equipment (grouped)

Accessibility / Increasing use / Location of features

- Need to make sure access is easy from the stadium side of the park – steep grade
- What might encourage schools to use the site more / make site more relevant to schools
- Would like trails that can be used for jogging around / teaching children to bike ride (not flat places in area to teach kids to ride)
- BBQs under cover and well incorporated into activity spaces. Not hidden away in corners

Car parking

- Car parking at the site an issue, particularly on Tuesdays and Thursdays daytime
- Overflow car parking on the site south of the existing car park – events, high use periods
- Noted while the session in progress that cars were being parked on the site even when there are car parking spaces available in main car park
- Concerns that students at the polytechnic are using the car park

Area on the south side of the car park (near new estate)

- Dogs
 - Participants said the site is popular with dog owners
- Consider trails where children can learn to bike ride
- Needs significant landscape features if landscaping being considered
- Needs seating if it is to be more widely used

Other items

- Signage – Needs to be more / better signage on site e.g. to different amenities in the precinct and to linking pathways and trails