



# Nillumbik Shire Council

---

## **Council Plan**

## **Quarterly Performance Report**





First quarter 2016-2017

July-September 2016

## Performance against the Council Plan and Annual Plan

Following adoption on 24 May 2016 of the annual review of the Council Plan 2013-2017, Council adopted the Annual Plan of actions, a list of 58 specific activities Council would be undertaking during 2016-2017 to achieve the strategic objectives in the Council Plan.


This report provides an update on the progress made during the first quarter of the 2016-2017 financial year on each of the 58 activities in the Annual Plan.

Total number of activities	58	
<hr/>		
 At least 90% of action target achieved	58	
 Between 40% and 90% of action target achieved	-	
 Less than 40% of action target achieved	-	
 Deferred	-	

# 1 Our community

## 1.1 Our goal is to enable and encourage healthy, safe and resilient communities through the provision of quality services to build a better future for Nillumbik residents.


### 1.1.1 We will strive to make our Shire safe by meeting our statutory responsibilities for emergency management including the risks of natural disasters such as fire and flood.

ACTION	RESPONSIBLE PERSON	STATUS	START DATE	END DATE	COMPLETE %	TARGET	ON TARGET %
1.1.1.2 Increase the perception of safety in public areas as measured through the Annual Community Survey.	Allison Watt - Manager Governance and Communications	Not Started	01-Jul-2016	30-Jun-2017	0.00%	0.00%	 GREEN

**ACTION PROGRESS COMMENTS:**  
 Perceptions of public safety in public areas were most recently measure in the Annual Community Survey 2015. The results were:

- The perception of safety in public areas of Nillumbik during the day increased very marginally from 88.9 per cent to 89.1 and was marginally higher than both the northern region and the metropolitan Melbourne average recorded in the 2013 Governing Melbourne.
- The perception of safety in public areas of Nillumbik at night was rated at 75 per cent, up marginally from 74.1 and measurably higher than metro Melbourne (71.1).
- The perception of safety in and around activity centres in Nillumbik was rated at 80 per cent, almost identical to the metro Melbourne average (81 per cent) recorded in Governing Melbourne.
- The perception of safety traveling on trains in Nillumbik was rated at 71.4 per cent, marginally but not significantly lower than the metro Melbourne average (7.30) recorded in the 2013 Governing Melbourne.


The next Annual Community Survey will be conducted in late 2016/early 2017 and will be reported to Council in 2017.

ACTION	RESPONSIBLE PERSON	STATUS	START DATE	END DATE	COMPLETE %	TARGET	ON TARGET %
1.1.1.4 Achieve a 'Certificate of Audit' for complying with the guidelines for the Municipal Emergency Management Plan.	Justin Murray - Executive Officer Emergency Management	Not Started	01-Jul-2016	30-Jun-2017	0.00%	0.00%	 GREEN

**ACTION PROGRESS COMMENTS:**

Council's Municipal Emergency Management Plan is audited every three years. Best practice was achieved during the last Audit in April 2014. It is scheduled to be audited again in early 2017.


**1.1.2 We will deliver programs to support community awareness of and resilience to emergencies and natural disasters, in partnership with other agencies.**

ACTION	RESPONSIBLE PERSON	STATUS	START DATE	END DATE	COMPLETE %	TARGET	ON TARGET %
1.1.2.1 Hold a green waste drop-off day in November 2016 and February 2017.	John Smyth - Coordinator Waste Management	In Progress	01-Jul-2016	30-Jun-2017	25.00%	0.00%	 GREEN

**ACTION PROGRESS COMMENTS:**

Free green waste drop off days have been scheduled on Sunday 27 November 2016 and Sunday 5 February 2017 to assist residents dispose of surplus green waste during the summer season and are offered in addition to the normal weekly green waste service.


**1.1.4 We will plan and deliver accessible community services that enhance health and wellbeing across all life stages.**

ACTION	RESPONSIBLE PERSON	STATUS	START DATE	END DATE	COMPLETE %	TARGET	ON TARGET %
1.1.4.3 Facilitate high participation rates in the Shire's preschools.	Corrienne Nichols – Manager Community Services and Social Development	In Progress	01-Jul-2016	30-Jun-2017	50.00%	25.00%	 GREEN

**ACTION PROGRESS COMMENTS:**


For the 2016 year, 714 preschool registrations were received and accepted. All children received a place within a Nillumbik preschool.

Council centrally manages four-year old preschool registrations for 17 preschools in Nillumbik which operate from Council-owned or managed buildings. Council collects applications, allocates a preschool place and liaises with families in relation to their four-year old preschool registration. Applications are accepted from the first business day in March, two years before a child is eligible to attend preschool and close no later than 30 June in the year before attendance to be included in first round offers.

ACTION	RESPONSIBLE PERSON	STATUS	START DATE	END DATE	COMPLETE %	TARGET	ON TARGET %
1.1.4.4 Implement actions from the Municipal Health and Wellbeing Plan 2013-2017.	Corrienne Nichols - Manager Community Services and Social Development	In Progress	01-Jul-2016	30-Jun-2017	25.00%	25.00%	 GREEN

**ACTION PROGRESS COMMENTS:**

The Municipal Health and Wellbeing Plan implementation is on track and is currently undergoing year three, annual review to inform officers on the needs moving forward with the next plan. A progress report will be going to GMT in December and a report will come to Council 24 January 2017.


ACTION	RESPONSIBLE PERSON	STATUS	START DATE	END DATE	COMPLETE %	TARGET	ON TARGET %
1.1.4.5 Implement Positive Ageing Strategy.	Andrea Cosentino - Positive Ageing Officer	In Progress	01-Jul-2016	30-Jun-2017	25.00%	25.00%	 GREEN

**ACTION PROGRESS COMMENTS:**

The Positive Ageing Strategy action plan continues to be rolled out and is on target with its implementation.

The check list for assessing trustworthy reputable local businesses was developed enabling residents to access both hardcopy and web based assessment tool.

The Positive Ageing Reference Group has recruited new members this year and have contributed to the development of this document.


ACTION	RESPONSIBLE PERSON	STATUS	START DATE	END DATE	COMPLETE %	TARGET	ON TARGET %
1.1.4.6 The percentage of children enrolled who participate in the Maternal and Child Health service and the percentage of Aboriginal children enrolled who participate in the Maternal and Child Health service.	Roslyn Draper - Maternal and Child Health Coordinator	In Progress	01-Jul-2016	30-Jun-2017	25.00%	25.00%	

**ACTION PROGRESS COMMENTS:**

Percentage of infants enrolled who participate in the MCH service for July-September 2016 quarter was 48.1 per cent.

Percentage of Aboriginal children (0-3.5yrs) enrolled who participate in the MCH service for July-September 2016 quarter was 40 per cent.

These figures reflect the quarter and all children may not have been due to participate in relevant Key Ages and Stages visits.

ACTION	RESPONSIBLE PERSON	STATUS	START DATE	END DATE	COMPLETE %	TARGET	ON TARGET %
1.1.4.39 Increase satisfaction with access to community services as measured through the Annual Community Survey.	Allison Watt - Manager Governance and Communications	Not Started	01-Jul-2016	30-Jun-2017	0.00%	0.00%	

**ACTION PROGRESS COMMENTS:**


The most recent Annual Community Survey was undertaken in December 2015 and January 2016 by Metropolis Research. This was the fifth Annual Community Survey Council had commissioned Metropolis to undertake on its behalf.

Satisfaction with access to community services was 78.1 per cent in 2016, a decline on the 80.8 per cent recorded in 2015. This level of satisfaction is categorised as 'excellent', the same as in 2015.

Satisfaction with the 10 included services and facilities can best be summarised as:


- 'excellent' for local libraries, service for children from birth to five years of age, education and learning, environmental programs and facilities, sports ovals, and arts and cultural events and programs.
- 'very good' for on and off road bike paths, aquatic and leisure centres, and service for youth.
- 'good' for services for seniors and persons with a disability.

The next Annual Community Survey will be undertaken in late 2016/early 2017 and reported to Council in March or April 2017.

ACTION	RESPONSIBLE PERSON	STATUS	START DATE	END DATE	COMPLETE %	TARGET	ON TARGET %
1.1.4.41 The percentage of critical and major non-compliance outcome notifications that are followed up by Council.	Stephen Meloury - Coordinator Environmental Health	In Progress	01-Jul-2016	30-Jun-2017	25.00%	25.00%	 GREEN

**ACTION PROGRESS COMMENTS:**

Food safety regulation should protect public health by preventing the sale and consumption of unsafe food. A total of 26 inspections of registered food businesses resulted in a major or critical non-compliance outcome with the Food Act during the first quarter. 100 per cent of these non-compliances received a follow up inspection to ensure the business reached a compliant outcome. Due to the time required to complete the necessary rectifications, 22 non-compliant businesses (85 per cent) received a followed up inspection within the same quarter, with the remaining four non-compliant businesses (15 per cent) receiving a follow up inspection in the subsequent quarter.

ACTION	RESPONSIBLE PERSON	STATUS	START DATE	END DATE	COMPLETE %	TARGET	ON TARGET %
1.1.4.46 Coordinate services and development integration of Hurstbridge Community Hub, St Andrews and the northern part of the Shire.	Pauline Gordon - General Manager Community and Leisure	In Progress	01-Jul-2016	30-Jun-2017	40.00%	25.00%	 GREEN

**ACTION PROGRESS COMMENTS:**


The Hurstbridge Community Hub is currently at 60 per cent capacity with over 12,000 participants attending up to June 2016. Fifteen permanent user groups regularly utilise the Hub and casual users are increasing.

Partnerships are forming between user groups, cross referrals and event planning providing a strong foundation for integration and collaboration between users, council and the community.

The Hub Community Interest Group are volunteers representing the community to ensure the needs and aspirations of the broader community are considered. Links have been established between the Hub and St Andrews (Wadambuk) Community Centre committee members to develop opportunities to work together.

In addition a new project has commenced on the Place Activation of the Northern Corridor, with a focus on the towns of Hurstbridge, St Andrews and Panton Hill. Planning for this project is well underway and an internal mapping exercise involving the identification of past and future works will help inform a more integrated approach to council deliverables and community engagement in the future.

**1.1.5 We will partner with health and community sector agencies to ensure residents have access to services they need.**

ACTION	RESPONSIBLE PERSON	STATUS	START DATE	END DATE	COMPLETE %	TARGET	ON TARGET %
1.1.5.1 Deliver a community transport program for the aged, disable and otherwise transport-disadvantaged across the Shire.	Michelle Zemancheff - Coordinator Arts and Cultural Services	In Progress	01-Jul-2016	30-Jun-2017	25.00%	25.00%	


**ACTION PROGRESS COMMENTS:**

The community bus program has developed stronger links with the Eltham Senior Citizens Club. This in turn has enabled social connectivity for a number of club members who would otherwise be isolated with no transport. Volunteer drivers were provided with wheelchair hoist training in order to better accommodate passengers with disability. The importance of this service is surmised by a letter of appreciation from one resident who described community bus as enabling her to 'keep in touch with life'.

The medical transport program enables many Nillumbik residents who are geographically and socially isolated to get to medical appointments. Half of the medical transport trips were to the Austin and Repatriation Hospitals. Stronger links have been forged with the Austin who recently issued the organisation with free parking passes for volunteer drivers which will reduce Council's parking costs. A couple of those passengers to the Austin were attending for chemotherapy and/or radiation treatment, and the medical transport filled gaps in personal transport rosters with those passengers' family and friends. Likewise, the medical transport program was able to transport its first baby passenger whose mother needed assistance in transport to the Royal Children's Hospital.

The community bus provided 315 passenger trips and medical transport provided 68. With 383 trips in total, many volunteer hours have been contributed in order to provide such a strong program. Volunteer drivers regularly provide feedback as to their enjoyment of their volunteer role, helping the passengers, talking with the passengers and learning more about local history.




ACTION	RESPONSIBLE PERSON	STATUS	START DATE	END DATE	COMPLETE %	TARGET	ON TARGET %
1.1.5.23 Engage a Community Infrastructure Broker to strengthen relationships with key government departments and agencies in the partnership approach to planning and delivery of community infrastructure.	Naomi Paton - Manager Leisure and Social Infrastructure	In Progress	01-Jul-2016	30-Jun-2017	60.00%	25.00%	 GREEN

**ACTION PROGRESS COMMENTS:**

Broker appointed by State Government in March 2016 on 12-month contract. Deliverables across the quarter include community infrastructure pipeline projects advocacy into State Government, mapping of community infrastructure across the Shire, project management coordination of key community infrastructure delivery projects and contributing to precinct planning across Eltham and Hurstbridge townships.


**1.1.6 We will provide recreation and sport facilities and services to enhance social participation and to help our community be active and healthy.**

ACTION	RESPONSIBLE PERSON	STATUS	START DATE	END DATE	COMPLETE %	TARGET	ON TARGET %
1.1.6.9 Complete the Eltham North Reserve Pavilion works.	Naomi Paton - Manager Leisure and Social Infrastructure	In Progress	01-Jul-2016	30-Jun-2017	30.00%	25.00%	 GREEN

**ACTION PROGRESS COMMENTS:**

Concept and cost plan have been finalised and released for community consultation through October-November 2016. Feedback to inform final plans for Council consideration in December 2016.


State Government Growing Suburbs Fund application lodged- announcements anticipated in November 2016.

ACTION	RESPONSIBLE PERSON	STATUS	START DATE	END DATE	COMPLETE %	TARGET	ON TARGET %
1.1.6.10 Complete the Research Park Pavilion works.	Naomi Paton - Manager Leisure and Social Infrastructure	In Progress	01-Jul-2016	30-Jun-2017	25.00%	25.00%	 GREEN

**ACTION PROGRESS COMMENTS:**


Concept and cost plans developed in collaboration with pavilion tenants, Sport and Recreation Victoria and State Member for Eltham.

Facility tenants confirmed in writing their contribution to the project. Grant applications to meet the funding shortfall submitted to State Government through the Community Sporting Infrastructure Fund and Growing Suburbs Fund with announcements of both anticipated in November 2016.

ACTION	RESPONSIBLE PERSON	STATUS	START DATE	END DATE	COMPLETE %	TARGET	ON TARGET %
1.1.6.11 Prepare a masterplan for the Diamond Valley Sports and Fitness Centre.	Frances Duncan - Coordinator Leisure Facilities	In Progress	01-Jul-2016	30-Jun-2017	10.00%	0.00%	 GREEN


**ACTION PROGRESS COMMENTS:**

Project Management Plan is currently being prepared.

ACTION	RESPONSIBLE PERSON	STATUS	START DATE	END DATE	COMPLETE %	TARGET	ON TARGET %
1.1.6.12 The number of visits to aquatic facilities per head of municipal population.	Frances Duncan - Coordinator Leisure Facilities	In Progress	01-Jul-2016	30-Jun-2017	25.00%	25.00%	 GREEN

**ACTION PROGRESS COMMENTS:**

No visitations this quarter as a result of Eltham Leisure Centre Aquatic closure.


ACTION	RESPONSIBLE PERSON	STATUS	START DATE	END DATE	COMPLETE %	TARGET	ON TARGET %
1.1.6.13 The number of visits to non-aquatic recreation facilities.	Frances Duncan - Coordinator Leisure Facilities	In Progress	01-Jul-2016	30-Jun-2017	25.00%	25.00%	

**ACTION PROGRESS COMMENTS:**

First Quarter Visitations

Facility	2016-2017	2015-2016
Diamond Creek Community Centre	47,190	49,634
Eltham Leisure Centre	240,252	346,472
Community Bank Stadium	75,000	73,385
Diamond Valley Sports and Fitness Centre	110,000	112,949
Yarrambat Park Golf Course	8,046	10,068
<b>Total</b>	<b>480,488</b>	<b>592,508</b>


Visitations are lower compared to previous year as a result of the aquatic closure at Eltham Leisure Centre

ACTION	RESPONSIBLE PERSON	STATUS	START DATE	END DATE	COMPLETE %	TARGET	ON TARGET %
1.1.6.17 Complete the planning scheme amendment for the proposed Diamond Creek Trail extension.	Chad Griffiths - Manager Strategic and Economic Planning	In Progress	01-Jul-2016	30-Jun-2017	50.00%	0.00%	

**ACTION PROGRESS COMMENTS:**

Council considered a report at the 26 April Ordinary Meeting, where it resolved to commence an amendment. Authorisation was received on 31 May 2016. Public exhibition of the amendment commenced on 28 July 2016 for a period of one month. Thirty-eight submissions have been received including late submissions. All submission received within the exhibition period were considered by the Policy and Services Committee on 6 September 2016, where Council resolved to refer submissions to an independent Planning Panel.


1.1.7 We will provide our community with opportunities for education, life-long learning and creative pursuits.

ACTION	RESPONSIBLE PERSON	STATUS	START DATE	END DATE	COMPLETE %	TARGET	ON TARGET %
1.1.7.3 Achieve a minimum of 10,000 people participating in environmental education programs at Edendale in 2016-2017.	Corinne Mays - Coordinator Edendale	In Progress	01-Jul-2016	30-Jun-2017	25.00%	25.00%	 GREEN

**ACTION PROGRESS COMMENTS:**


For the July to September 2016 quarter, Edendale's Education for Sustainability Programs engaged a total of 2,202 participants across a range of programs. This included:

- 1,912 students participating in Edendale's Schools program.
- 139 participants across nine sustainable living workshops.
- 132 children participating in Edendale's school holiday programs.
- ten students participating in an after school Eco-art program.
- six students participating in the Young Farmers program.
- three Work Experience or Work Placement students.

ACTION	RESPONSIBLE PERSON	STATUS	START DATE	END DATE	COMPLETE %	TARGET	ON TARGET %
1.1.7.4 Achieve a minimum of 3,750 enrolments in courses and activities at Living & Learning Nillumbik.	Maggie Clarke - Coordinator Living and Learning Nillumbik	In Progress	01-Jul-2016	30-Jun-2017	25.00%	25.00%	 GREEN


**ACTION PROGRESS COMMENTS:**

Enrolments/participation in L&LN activities = 755. First quarter enrolments were slightly down in the VET program area due to one course not commencing.

ACTION	RESPONSIBLE PERSON	STATUS	START DATE	END DATE	COMPLETE %	TARGET	ON TARGET %
1.1.7.5 Implement Year 6 action from the Cultural Plan 2011-2017 and achieve high participation rates.	Michelle Zemancheff - Coordinator Arts and Cultural Services	In Progress	01-Jul-2016	30-Jun-2017	25.00%	25.00%	 GREEN

**ACTION PROGRESS COMMENTS:**

Year Six of the Cultural Plan, themed Cultural Vitality, saw a strong audience flock to the Nillumbik Prize in its final month. The Alan Marshall Short Story Award and the Nillumbik Ekphrasis Poetry Award was brought under the one umbrella, Literary Nillumbik. A literary audience of one hundred celebrated the launch of the inaugural Literary Nillumbik Anthology 2016. The anthology presents the winning short stories and poetry of both awards. The community expressed its appreciation of the new format and the anthology has been in high demand since its launch. The usual diverse suite of programs enjoyed their steady participants, together with strong e-audience engagement saw a total of 15,777 participants in Arts and Cultural Development during the first quarter.

ACTION	RESPONSIBLE PERSON	STATUS	START DATE	END DATE	COMPLETE %	TARGET	ON TARGET %
1.1.7.6 The percentage of the municipal population that are active library members.	Adrian Cully - Manager Community Participation	In Progress	01-Jul-2016	30-Jun-2017	25.00%	25.00%	 GREEN

**ACTION PROGRESS COMMENTS:**

During the first quarter of 2016-2017, 11.05 per cent of the Nillumbik population were active members of the library service. Eltham library recorded 74,336 visits. Visits to Diamond Valley were unavailable in time for inclusion in this report due to a fault with the door counter.

Number of loans to Nillumbik users in the period 1 July – 30 September 2016

Diamond Valley – 70,946

Eltham – 14,6343

Number of active Nillumbik users in the period 1 July – 30 September 2016

Diamond Valley – 5,943


Eltham – 14,822

Total number of items in the Collection:

Diamond Valley – 37,475

Eltham – 52,561


**1.1.9 We will promote responsible pet ownership to protect our residents and the environment.**

ACTION	RESPONSIBLE PERSON	STATUS	START DATE	END DATE	COMPLETE %	TARGET	ON TARGET %
1.1.9.1 The number of successful animal management prosecutions.	Phil Lovelace - Manager Regulatory Services	In Progress	01-Jul-2016	30-Jun-2017	25.00%	25.00%	
<p><b>ACTION PROGRESS COMMENTS:</b>                      Total prosecutions for the first quarter of the year is three:</p> <ul style="list-style-type: none"> <li>• none in July</li> <li>• two in August for breaches of Dangerous Dog requirements</li> <li>• one in September for breaches of Dangerous Dog requirements.</li> </ul>							


## 2 Our natural environment

2.1 Our goal is to preserve and nurture the natural environment of the Green Wedge through responsible leadership and stewardship for current and future generations.

2.1.1 We will protect Nillumbik's Green Wedge from expansion of the Urban Growth Boundary (UGB).

ACTION	RESPONSIBLE PERSON	STATUS	START DATE	END DATE	COMPLETE %	TARGET	ON TARGET %
2.1.1.1 Complete the annual Green Wedge Management Plan actions and report to Council in April 2017.	Jackie Donkin - Senior Strategic Planner	Not Started	01-Jul-2016	30-Jun-2017	0.00%	0.00%	 GREEN
<p><b>ACTION PROGRESS COMMENTS:</b> Council receives an annual report on the implementation of the Green Wedge Management Plan actions. The most recent report was considered by Council in April 2016. The next one is schedule to be considered in April 2017.</p>							


2.1.2 We will work to protect the Shire's biodiversity and ensure that ecosystems are healthy, resilient, productive and connected across the landscape.

ACTION	RESPONSIBLE PERSON	STATUS	START DATE	END DATE	COMPLETE %	TARGET	ON TARGET %
2.1.2.2 Increase the community's satisfaction with environmental management as measured through the Annual Community Survey.	Allison Watt - Manager Governance and Communications	Not Started	01-Jul-2016	30-Jun-2017	0.00%	0.00%	 GREEN
<p><b>ACTION PROGRESS COMMENTS:</b> The most recent Annual Community Survey was undertaken in December 2015 and January 2016 by Metropolis Research. This was the fifth Annual Community Survey Council had commissioned Metropolis to undertake on its behalf.</p> <p>Satisfaction with Council's performance meetings its responsibilities to the environment declined 1.9 per cent in 2016 to 75.6 per cent, although it remains at a level categorised as 'very good'. Despite this decline, satisfaction with this aspect of governance and leadership has increased seven per cent since 2011.</p>							

The result is marginally higher than the 2015 metropolitan Melbourne average of 73.5 per cent and measurably and significantly higher than the northern region average of 70.7 per cent.

The next Annual Community Survey will be undertaken in late 2016/early 2017 and reported to Council in March or April 2017.

**2.1.5 We will increase our stormwater harvesting and storage capacity to reduce reliance on drinking water and contribute to improved water quality in our waterways.**

ACTION	RESPONSIBLE PERSON	STATUS	START DATE	END DATE	COMPLETE %	TARGET	ON TARGET %
2.1.5.5 Increase Council's stormwater harvesting and recycling capacity.	Pat Vaughan - Executive Officer Sustainability and Environment	In Progress	01-Jul-2016	30-Jun-2017	10.00%	10.00%	 GREEN


**ACTION PROGRESS COMMENTS:**

The project involves investigating stormwater treatment and reuse options within the Diamond Creek Catchment from Eltham North to the Yarra River. A draft report has been received from ENGENY Water Management and is currently being reviewed by staff for site suitability and funding.

Four WSUD assets have been audited by Alluvium on behalf of Melbourne Water. Council is awaiting the report which will inform future maintenance requirements. A second round of asset audit will commence early in 2017.

Rainwater tanks with a capacity of 10,600 litres have been installed at Eltham Community and Reception Centre as part of the renovation project.


**2.1.6 We will provide environmental best practice services in waste and recycling.**

ACTION	RESPONSIBLE PERSON	STATUS	START DATE	END DATE	COMPLETE %	TARGET	ON TARGET %
2.1.6.1 Continue the landfill rehabilitation works at Plenty.	John Smyth - Coordinator Waste Management	In Progress	01-Jul-2016	30-Jun-2017	20.00%	20.00%	 GREEN

**ACTION PROGRESS COMMENTS:**

The landfill rehabilitation works at Plenty landfill span several financial years. The contract for works was awarded in January 2016, with contractors beginning initial on the ground works in April-May 2016. During the first quarter of 2016-2017, some delays were experienced due to the weather. However, the program of works is still on target to be completed in the 2018-2019 financial year.



ACTION	RESPONSIBLE PERSON	STATUS	START DATE	END DATE	COMPLETE %	TARGET	ON TARGET %
2.1.6.2 Increase the percentage of garbage, recyclables and green organics collected from kerbside bins that is diverted from landfill.	John Smyth - Coordinator Waste Management	In Progress	01-Jul-2016	30-Jun-2017	25.00%	25.00%	 GREEN


**ACTION PROGRESS COMMENTS:**

For the year-to-date, 5,185.60 tonnes of garbage, recyclables and green organics has been collected from kerbside bins, of which 3,681.22 tonnes was diverted from landfill, or 70.99 per cent.

**Kerbside recovery for July –September**


Stream	Raw	%
Green	1,942.50	37.46
Recycle	1,738.72	33.53
Garbage	1,504.38	29.01
<b>Total</b>	<b>5,185.60</b>	<b>100.00</b>
<b>Total diverted</b>	<b>3,681.22</b>	<b>70.99</b>

**2.1.7 We will lead the Local Government sector in energy-efficient practices to reduce our carbon footprint.**

ACTION	RESPONSIBLE PERSON	STATUS	START DATE	END DATE	COMPLETE %	TARGET	ON TARGET %
2.1.7.3 Achieve positive trends in the State of Environment Report published every two years.	Pat Vaughan - Executive Officer Sustainability and Environment	Not Started	01-Jul-2016	30-Jun-2017	0.00%	0.00%	 GREEN


**ACTION PROGRESS COMMENTS:**

The next report is scheduled to be considered in April 2017.

ACTION	RESPONSIBLE PERSON	STATUS	START DATE	END DATE	COMPLETE %	TARGET	ON TARGET %
2.1.7.4 Install solar panel at Community Bank Stadium, Diamond Creek.	Pat Vaughan - Executive Officer Sustainability and Environment	In Progress	01-Jul-2016	30-Jun-2017	10.00%	10.00%	 GREEN

**ACTION PROGRESS COMMENTS:**

Detailed design has been completed and an application for pre-approval of the system has been submitted to Ausnet Services.

ACTION	RESPONSIBLE PERSON	STATUS	START DATE	END DATE	COMPLETE %	TARGET	ON TARGET %
2.1.7.5 P Reduce Council buildings' electricity and gas consumption.	Pat Vaughan - Executive Officer Sustainability and Environment	Not Started	01-Jul-2016	30-Jun-2017	0.00%	0.00%	 GREEN


**ACTION PROGRESS COMMENTS:**

Progress is monitored through the State of the Environment Report which will be released in April 2017.

### 3 Our built environment

#### 3.1 Our goal is to provide infrastructure and to plan for a built environment which respects and preserves the unique character of the Green Wedge Shire.

##### 3.1.1 We will promote appropriate development in the right locations to increase the diversity of housing options for Nillumbik residents.

ACTION	RESPONSIBLE PERSON	STATUS	START DATE	END DATE	COMPLETE %	TARGET	ON TARGET %
3.1.1.2 Implement the Liveable Nillumbik (Lot 1 Hurstbridge) Project.	Nichole Johnson - Community Strategic Project Officer	In Progress	01-Jul-2016	30-Jun-2017	70.00%	0.00%	

##### **ACTION PROGRESS COMMENTS:**

In February 2016 Council adopted the Expression of Interest (EOI) and Request for Proposal (RFP) and evaluation panel process, the Evaluation Criteria and Weightings and authorised the commencement of the Expression of Interest (EOI) process.

In April 2016 Teska Carson commenced marketing for the purchase and development of 44 Graysharps Road and closed on Thursday 12 May 2016 at 2pm.


A number of Liveable Nillumbik Community bulletins with project updates and questions and answers have been distributed throughout the Shire.

A Councillor workshop was held in August 2016 followed by a report to Council in September 2016 outlining the evaluation panel's recommendations. In September 2016 Council endorsed the evaluation panel's recommendation that two developers be selected to progress to Stage 2- Request for Proposal process. Both proponents have been advised in writing that they are successful and have commenced work on their Stage 2 RFP phase submission.

In conjunction with the Liveable Nillumbik project, Council is preparing a draft Precinct Masterplan. This involves identifying opportunities and constraints within the precinct. To date three stakeholder workshops (walking tours) have been conducted with key stakeholders and user groups within Hurstbridge. Additional workshops were to be scheduled with the Hurstbridge Traders Association and other interested community members who have registered their interest. Information will be provided to the developer to inform design opportunities. A draft precinct plan will then be presented to Council.


Work on the specifications for Stage 2 – Request for Proposal is well progressed and are Council has obtained legal and probity advice which has guided the design of both the EOI and RFP process.

It is anticipated that the Stage 2 RFP will be formally provided to the shortlisted developers in December 2016 and will close in late February 2017.

ACTION	RESPONSIBLE PERSON	STATUS	START DATE	END DATE	COMPLETE %	TARGET	ON TARGET %
3.1.1.3 Obtain expert urban design advice for use at pre-application meetings for any apartment developments within the Shire's activity centres.	Jeremy Livingston - Manager Planning and Health Services	In Progress	01-Jul-2016	30-Jun-2017	25.00%	25.00%	 GREEN

**ACTION PROGRESS COMMENTS:**


No expert urban design advice has been obtained this quarter. This is a result of receiving no apartment development planning applications, and there having been no such proposals subject to planning pre-application meetings.

ACTION	RESPONSIBLE PERSON	STATUS	START DATE	END DATE	COMPLETE %	TARGET	ON TARGET %
3.1.1.7 Assemble and make available to the development community a collection of photos and plans showing high quality developments which showcase quality, higher density designs to aid in better design outcomes in activity centres.	Chad Griffiths - Manager Strategic and Economic Planning	In Progress	01-Jul-2016	30-Jun-2017	10.00%	0.00%	 GREEN

**ACTION PROGRESS COMMENTS:**

A project brief has been requested from an urban design firm on the preparation of the collection of photos and plans.

### 3.1.2 We will plan so that any development is sympathetic to the Shire's unique heritage and protects neighbourhood character and our tree canopy.


ACTION	RESPONSIBLE PERSON	STATUS	START DATE	END DATE	COMPLETE %	TARGET	ON TARGET %
3.1.2.4 Increase community satisfaction with the appearance and quality of new developments as measured through the Annual Community Survey.	Allison Watt - Manager Governance and Communications	Not Started	01-Jul-2016	30-Jun-2017	0.00%	0.00%	 GREEN

#### ACTION PROGRESS COMMENTS:

The most recent Annual Community Survey was undertaken in December 2015 and January 2016 by Metropolis Research. This was the fifth Annual Community Survey Council had commissioned Metropolis to undertake on its behalf.

Satisfaction with the appearance and quality of new developments declined measurably in 2016, 62.7 per cent, down from 66.1 per cent in 2015. This level of satisfaction is best categorised as 'solid', and is a decline over the 2015 categorisation of 'good'.


The next Annual Community Survey will be undertaken in late 2016/early 2017 and reported to Council in March or April 2017.


ACTION	RESPONSIBLE PERSON	STATUS	START DATE	END DATE	COMPLETE %	TARGET	ON TARGET %
3.1.2.5 Conduct further investigations of 148 places on the potential heritage database as required under the <i>Planning and Environment Act 1987</i> and in line with the adopted Heritage Strategy and the Council Plan.	Chad Griffiths - Manager Strategic and Economic Planning	In Progress	01-Jul-2016	30-Jun-2017	20.00%	0.00%	 GREEN

#### ACTION PROGRESS COMMENTS:

Council's heritage adviser has been commissioned to research the next 20 sites from the potential heritage database, and is due for completion by June 2017.

### 3.1.6 We will provide a safe and accessible network of local roads, footpaths and trails.


ACTION	RESPONSIBLE PERSON	STATUS	START DATE	END DATE	COMPLETE %	TARGET	ON TARGET %
3.1.6.3 Increase community satisfaction on the condition of sealed local roads as measured through the Annual Community Survey.	Allison Watt - Manager Governance and Communications	Not Started	01-Jul-2016	30-Jun-2017	0.00%	0.00%	 GREEN
<p><b>ACTION PROGRESS COMMENTS:</b>                      The most recent Annual Community Survey was undertaken in December 2015 and January 2016 by Metropolis Research. This was the fifth Annual Community Survey Council had commissioned Metropolis to undertake on its behalf.</p> <p>Satisfaction with sealed local road was 65.2 per cent, a decline from 65.6 recorded in 2015. This remained at a level categorised as 'good'.</p> <p>The next Annual Community Survey will be undertaken in late 2016/early 2017 and reported to Council in March or April 2017.</p>							

ACTION	RESPONSIBLE PERSON	STATUS	START DATE	END DATE	COMPLETE %	TARGET	ON TARGET %
3.1.6.4 Complete key capital works projects including: <ul style="list-style-type: none"> <li>• upgrade of the Diamond Street, Eltham bridge</li> <li>• the access road to Kangaroo Ground War Memorial Tower</li> <li>• upgrade of Research public toilets</li> <li>• Diamond Creek Town Centre streetscape</li> <li>• construction of a new path connecting Diamond Creek Trail to the new footbridge.</li> </ul>	Mathew Deayton - Manager Infrastructure Development	In Progress	01-Jul-2016	30-Jun-2017	15.00%	0.00%	 GREEN
<p><b>ACTION PROGRESS COMMENTS:</b>                      Tenders have been called for the Diamond Street Bridge Rehabilitation works, a report will be presented to the November council meeting for contract award.</p>							


Awaiting for external funding announcement for the KG Tower works to proceed.


Diamond Creek Streetscape works are currently out to quote, it is anticipated that the works will commence in January.

The construction of the new path in Diamond Creek has been completed.

ACTION	RESPONSIBLE PERSON	STATUS	START DATE	END DATE	COMPLETE %	TARGET	ON TARGET %
3.1.6.5 Install entry signage and complete landscaping at the western approach to the Windy Mile.	Mathew Deayton - Manager Infrastructure Development	In Progress	01-Jul-2016	30-Jun-2017	10.00%	0.00%	 GREEN
<b>ACTION PROGRESS COMMENTS:</b> Initial design work began in the first quarter.							

### 3.1.7 We will responsibly manage our existing assets to maximise the life of the Shire's important community and civic infrastructure.

ACTION	RESPONSIBLE PERSON	STATUS	START DATE	END DATE	COMPLETE %	TARGET	ON TARGET %
3.1.7.2 Review the organisational asset management requirements with a view to implementing a single comprehensive asset management system to manage all assets.	Nadine Sinclair - Coordinator Assets	In Progress	01-Jul-2016	30-Jun-2017	15.00%	0.00	 GREEN
<b>ACTION PROGRESS COMMENTS:</b> Expressions of Interest (contract 1617-27) are currently being sought for a consultant to undertake a review of the AM system. The EOI will be used to shortlist for quotation. The review is anticipated to commence in March 2017.							


ACTION	RESPONSIBLE PERSON	STATUS	START DATE	END DATE	COMPLETE %	TARGET	ON TARGET %
3.1.7.11 Undertake the annual planned asset renewal to ensure Council has an ongoing capacity to meet long-term obligations to the community.	Vince Lombardi - Manager Finance	In Progress	01-Jul-2016	30-Jun-2017	10.00%	0.00%	 GREEN

**ACTION PROGRESS COMMENTS:**

This measure is reported annually as part of the Performance Statement in the Annual Report. It is legislated as part of the Local Government Performance Reporting Framework.

This was reported to Council as part of the Annual Financial Statements in August.

This measure is considered as part of the annual budget process which has commenced in November 2016 for the 2017-2018 budget year.

ACTION	RESPONSIBLE PERSON	STATUS	START DATE	END DATE	COMPLETE %	TARGET	ON TARGET %
3.1.7.12 Increase community satisfaction with maintenance of local heritage as measured through the Annual Community Survey.	Allison Watt - Manager Governance and Communications	Not Started	01-Jul-2016	30-Jun-2017	0.00%	0.00%	 GREEN


**ACTION PROGRESS COMMENTS:**

The most recent Annual Community Survey was undertaken in December 2015 and January 2016 by Metropolis Research. This was the fifth Annual Community Survey Council had commissioned Metropolis to undertake on its behalf.

Satisfaction with the maintenance of local heritage increased to 69.4 per cent, over 66.9 per cent in 2015 and 66.2 per cent in 2014. This level of satisfaction is categorised as 'good' and the result remains part of a trend of increasing satisfaction with local heritage observed since 2011.

The next Annual Community Survey will be undertaken in late 2016/early 2017 and reported to Council in March or April 2017.




ACTION	RESPONSIBLE PERSON	STATUS	START DATE	END DATE	COMPLETE %	TARGET	ON TARGET %
3.1.7.20 Commence the aquatic redevelopment of Eltham Leisure Centre.	Frances Duncan - Coordinator Leisure Facilities	In Progress	01-Jul-2016	30-Jun-2017	10.00%	0.00%	 GREEN

**ACTION PROGRESS COMMENTS:**

Demolition of the Eltham Leisure Centre aquatic facilities is underway.

**3.1.8 We will invest in new or improved community facilities that are planned to meet identified community needs .**

ACTION	RESPONSIBLE PERSON	STATUS	START DATE	END DATE	COMPLETE %	TARGET	ON TARGET %
3.1.8.2 Implement the program of Edendale Farm site improvement works.	Corinne Mays - Coordinator Edendale	In Progress	01-Jul-2016	30-Jun-2017	25.00%	25.00%	 GREEN


**ACTION PROGRESS COMMENTS:**


From July to September 2016 Edendale's Animal Precinct Project was completed. This project included construction of a new animal accommodation, hay shed, storage facilities and associated fencing and infrastructure. Progress was made on the detailed design of the new Edendale Kiosk, Nursery Retail space and additional public toilet facilities. A funding application of \$500,000 was made to the State Government's Growing Suburbs Fund for the Edendale Infrastructure Enhancements Project.


## 4 Our economy

**4.1 Our goal is to develop a prosperous local economy through partnerships with local business, governments and the community consistent with our Green Wedge values.**

**4.1.1 We will plan for economic development that is consistent with the Nillumbik Planning Scheme and supports Council's objectives.**

ACTION	RESPONSIBLE PERSON	STATUS	START DATE	END DATE	COMPLETE %	TARGET	ON TARGET %
4.1.1.2 Deliver the Year 1 actions of the Economic Development Strategy 2017-2021 by June 2017.	Darko Popovski - Coordinator Tourism and Business Development	In Progress	01-Jul-2016	30-Jun-2017	25.00%	25.00%	 GREEN
<p><b>ACTION PROGRESS COMMENTS:</b> The firm Urban Enterprise have prepared a draft discussion paper to inform the preparation of the new Economic Development Strategy. This will be reported to Council for endorsement for the purpose of public consultation.</p>							


ACTION	RESPONSIBLE PERSON	STATUS	START DATE	END DATE	COMPLETE %	TARGET	ON TARGET %
4.1.1.3 Implement the Visiting Friends and Relatives Campaign to expand visitation to the region.	Darko Popovski - Coordinator Tourism and Business Development	In Progress	01-Jul-2016	30-Jun-2017	30.00%	25.00%	 GREEN
<p><b>ACTION PROGRESS COMMENTS:</b> The campaign commenced on 7 November 2016 and has involved a postcard sent to 16,5000 households in the Shire, as well as the launch of an Instagram campaign to encourage residents and visitors to share their photos of the region.</p>							

ACTION	RESPONSIBLE PERSON	STATUS	START DATE	END DATE	COMPLETE %	TARGET	ON TARGET %
4.1.1.4 Provide improved visitor information at popular attractions to strengthen dispersal of visitors across Nillumbik.	Darko Popovski - Coordinator Tourism and Business Development	Not Started	01-Jul-2016	30-Jun-2017	0.00%	0.00%	 GREEN

**ACTION PROGRESS COMMENTS:**


This project will not commence until January/February 2017, and continue into the following financial year.

**4.1.4 We will encourage business investment that enhances and benefits our activity centres and townships.**

ACTION	RESPONSIBLE PERSON	STATUS	START DATE	END DATE	COMPLETE %	TARGET	ON TARGET %
4.1.4.2 Complete the Yarrambat township Plan.	Jackie Donkin - Senior Strategic Planner	In Progress	01-Jul-2016	30-Jun-2017	25.00%	25.00%	 GREEN

**ACTION PROGRESS COMMENTS:**


Following consultation with the community reference group, Council resolved in March 2016 to commence a planning amendment to place a township boundary around Yarrambat township. The request for authorisation was then submitted to the Minister for Planning. Council is currently awaiting a decision from the Minister before any further actions can be taken.

ACTION	RESPONSIBLE PERSON	STATUS	START DATE	END DATE	COMPLETE %	TARGET	ON TARGET %
4.1.4.3 Implement the activity centre structure plans for Eltham and Diamond Creek and report progress to Council annually.	Chad Griffiths - Manager Strategic and Economic Planning	In Progress	01-Jul-2016	30-Jun-2017	75.00%	50.00%	 GREEN

**ACTION PROGRESS COMMENTS:**


Implementation updates will be reported to Council for both Eltham and Diamond Creek at the December 2016 Ordinary Meeting.

#### 4.1.7 We will provide effective and efficient services for processing development applications in Nillumbik.

ACTION	RESPONSIBLE PERSON	STATUS	START DATE	END DATE	COMPLETE %	TARGET	ON TARGET %
4.1.7.1 High percentage of planning application decisions made within 60 days.	Jeremy Livingston - Manager Planning and Health Services	In Progress	01-Jul-2016	30-Jun-2017	25.00%	25.00%	 GREEN

**ACTION PROGRESS COMMENTS:**

In the first quarter, 75 per cent of planning decisions have been determined by Council within the 60 statutory days.

ACTION	RESPONSIBLE PERSON	STATUS	START DATE	END DATE	COMPLETE %	TARGET	ON TARGET %
4.1.7.2 The number of planning application decisions subject to review by VCAT that were not set aside.	Jeremy Livingston - Manager Planning and Health Services	In Progress	01-Jul-2016	30-Jun-2017	25.00%	25.00%	 GREEN


**ACTION PROGRESS COMMENTS:**


In the first quarter, 40 per cent of planning decisions determined by VCAT upheld Council's decision (i.e. not set aside).

## 5 Our Council

**5.1 Our goal is to provide good governance, leadership and responsible financial management and to make decisions in an inclusive and transparent manner.**

**5.1.1 We will provide strong and innovative leadership on issues of strategic importance to enable us to achieve our goals for the Nillumbik community.**


ACTION	RESPONSIBLE PERSON	STATUS	START DATE	END DATE	COMPLETE %	TARGET	ON TARGET %
5.1.1.13 Conduct the General Council Election in October 2016 including managing the contract with the VEC.	Wayne Trull - Coordinator Governance	In Progress	01-Jul-2016	30-Jun-2017	75.00%	50.00%	
<p><b>ACTION PROGRESS COMMENTS:</b> All election preparation, including ongoing liaison with the VEC, is up to date as at 30 September. Candidate nominations have closed and Council's operations are currently governed by the Election Period Policy adopted in March. Election signage complaints and publications certifications are being managed in accordance with Council policies.</p>							

ACTION	RESPONSIBLE PERSON	STATUS	START DATE	END DATE	COMPLETE %	TARGET	ON TARGET %
5.1.1.14 Increase community satisfaction with Council's overall performance as measured through the Annual Community Survey.	Allison Watt - Manager Governance and Communications	Not Started	01-Jul-2016	30-Jun-2017	0.00%	0.00%	
<p><b>ACTION PROGRESS COMMENTS:</b> The most recent Annual Community Survey was undertaken in December 2015 and January 2016 by Metropolis Research. This was the fifth Annual Community Survey Council had commissioned Metropolis to undertake on its behalf.</p> <p>Satisfaction with the overall performance of Council was 6.69 out of 10, declining from 6.9 in 2015. This level of satisfaction is categorised as 'good' and the result remains part of a trend of increasing satisfaction with the overall performance of Council observed since 2011.</p>							

Metropolis Research noted that this result is a little lower than the 2015 metropolitan Melbourne average of 6.81 and marginally higher than the northern region average of 6.65, as recorded in the 2015 'Governing Melbourne' research.

The next Annual Community Survey will be undertaken in late 2016/early 2017 and reported to Council in March or April 2017.


### 5.1.3 We will undertake long-term financial planning to ensure our budget decisions are responsible and sustainable.

ACTION	RESPONSIBLE PERSON	STATUS	START DATE	END DATE	COMPLETE %	TARGET	ON TARGET %
5.1.3.3 Achieve the targets in the Financial Sustainability Plan and report to Council annually.	Andrew Port - General Manager Corporate Services	Completed	01-Jul-2016	30-Jun-2017	100.00%	100.00%	 GREEN

#### ACTION PROGRESS COMMENTS:


Council adopted the Financial Sustainability Plan in December 2013. The latest results in achieving the Plan's targets are contained in the Annual Report 2015-2016. The Annual Report is available for public inspection on Council's website or at the Civic Centre during business hours. The Annual Report was formally adopted by Council at the September Ordinary meeting.

Of the 13 measures, Council achieved 11 of them during 2015-2016. The remaining two actions are on track to meet their target completion date in a future financial year.

ACTION	RESPONSIBLE PERSON	STATUS	START DATE	END DATE	COMPLETE %	TARGET	ON TARGET %
5.1.3.7 Achieve an underlying surplus as a percentage of adjusted underlying revenue.	Vince Lombardi - Manager Finance	Completed	01-Jul-2016	30-Jun-2017	100.00%	100.00%	 GREEN

#### ACTION PROGRESS COMMENTS:


This measure is reported annually as part of the Performance Statement in the Annual Report. It is legislated as part of the Local Government Performance Reporting Framework. Council's budget 2016-2017 forecasts that Council will achieve a surplus.

ACTION	RESPONSIBLE PERSON	STATUS	START DATE	END DATE	COMPLETE %	TARGET	ON TARGET %
5.1.3.8 Ensure Council's rates per resident remains below the state average.	Vince Lombardi - Manager Finance	In Progress	01-Jul-2016	30-Jun-2017	10.00%	0.00%	 GREEN

**ACTION PROGRESS COMMENTS:**

The annual budget process has commenced in November 2016 for the 2017-2018 year.

For 2015-2016, rates and charges per resident in Nillumbik were \$953. This is below the Victorian median of \$1,010 according to the Municipal Association of Victoria 2015-2016 rates survey of councils.


ACTION	RESPONSIBLE PERSON	STATUS	START DATE	END DATE	COMPLETE %	TARGET	ON TARGET %
5.1.3.9 Maintain the Victorian Auditor-General's low risk 'green light' status measure for overall financial sustainability.	Vince Lombardi - Manager Finance	In Progress	01-Jul-2016	30-Jun-2017	85.00%	75.00%	 GREEN

**ACTION PROGRESS COMMENTS:**

This measure is reported annually as part of the Annual Report. The Victorian Auditor-General's latest report on Victorian local government (for the 2014-2015 financial year) assessed Nillumbik as low-risk (green light) status for overall financial sustainability. Nillumbik's results for 2015-2016 meet the Auditor-General's requirements for low-risk status.

The results will be confirmed in late 2016, when the Auditor-General's report is presented to Parliament.

**5.1.5 We will involve the community in our decision-making through public participation and representation and we will keep them informed through frequent and effective communication.**

ACTION	RESPONSIBLE PERSON	STATUS	START DATE	END DATE	COMPLETE %	TARGET	ON TARGET %
5.1.5.11 Increase satisfaction with how Council has performed in making decisions in the interest of the community as measured through the Annual Community Survey.	Allison Watt - Manager Governance and Communications	Not Started	01-Jul-2016	30-Jun-2017	0.00%	0.00%	

**ACTION PROGRESS COMMENTS:**

The most recent Annual Community Survey was undertaken in December 2015 and January 2016 by Metropolis Research. This was the fifth Annual Community Survey Council had commissioned Metropolis to undertake on its behalf.

Satisfaction with Council decisions community was 64.2 per cent, declining marginally from 66.7 per cent in 2014-2015. This decline was reflected across the state.

The next Annual Community Survey will be undertaken in late 2016/early 2017 and reported to Council in March or April 2017.